













Speed Sounds				Word Time			
Sound	Say the sound	Read the sound	Review the sounds	Read the words	Review the words	Spell with Fred fingers	Hold a sentence
Review previous sounds: ea New sound: ea	Say the sound without showing the Speed Sound Card.MTYT. Show the Speed Sound Card (picture side) Explain the picture. Say: ea- cup of tea Say one of the words listed on the Speed Sound card inFred talk. Children repeat in Fred Talk, then say whole word. MTYT. Choose 3-4 words.	Show picture side. Say the phrase. Show the letter side. Say the sound. 	Spot the new sound in the pack. ea	Use phonic green word cards: real, scream, clean, dream, please, seat	Words from previous Set 2 lessons and nonsense words.	r-ea-l s-c-r-ea-m c-l-ea-n d-r-ea-m- s-ea-t p-l-ea-se	A seal is on a beach The green leaf is on the tree.
Review previous sounds: oi New sound: oi	Say the sound without showing the Speed Sound Card.MTYT. Show the Speed Sound Card (picture side) Explain the picture. Say: oi- spoil the boy Say one of the words listed on the Speed Sound card inFred talk. Children repeat in Fred	Show picture side. Say the phrase. Show the letter side. Say the sound. 	Spot the new sound in the pack. oi	Use phonic green word cards: join, voice, coin	Words from previous set 2 & 3 lessons and nonsense words.	j-oi-n v-oi-ce c-oi-n b-oi-l n-oi-se	Can you point at the coin? What was that loud noise?
Review previous sounds: ea,oi New sound: a-e (Chatty friends)	Say the sound without showing the Speed Sound Card.MTYT. Show the Speed Sound Card (picture side) Explain the picture. Say: a-e- make a cake Say one of the words listed on the Speed Sound card inFred talk. Children repeat in Fred Talk, then say whole word. MTYT. Choose 3-4 words.	Show picture side. Say the phrase. Show the letter side. Say the sound. 	Spot the new sound in the pack. a-e	Use phonic green word cards: date, cake, same,late, name, make.	Words from previous set 2 & 3 lessons and nonsense words.	date cake same late name make	I sat in the shade to eat my grapes. My cake was a round shape.
Focus sounds	Review the sounds	Read the words		Review the words		Reading assessment	
ea, oi, a-e	ea, oi, a-e, ay, ee, oy, igh, ow, air, oo	pancake, reaching, toilet, scream, voice, name		Clean, join, late, spray, three, bucket		Deast, moint, quade	
Lesson 1							
ea, oi, a-e	ea, oi, a-e, ay, ee, oy, ow, ir, oo, ou	Increase, boiling, hesitate, please, coin, date		Real, voice, same, green, enjoy stamp		Pleak, spoid, glate	
Lesson 2							

Read Write Inc Set 3 Planning: i-e, o-e, u-e




Speed Sounds				Word Time			
Sound	Say the sound	Read the sound	Review the sounds	Read the words	Review the words	Spell with Fred fingers	Hold a sentence
<p>Review previous sounds: ea ,oi,a-e</p> <p>New sound: i-e</p> <p>(Chatty friends)</p>	<p>Say the sound without showing the Speed Sound Card.MTYT. Show the Speed Sound Card (picture side) Explain the picture. Say:</p> <p>i-e- nice smile</p> <p>Say one of the words listed on the Speed Sound card in Fred talk. Children repeat in Fred Talk, then say whole word. MTYT. Choose 3-4 words</p>	<p>Show picture side. Say the phrase. Show the letter side. Say the sound.</p> 	<p>Spot the new sound in the pack.</p> <p>i-e</p>	<p>Use phonic green word cards:</p> <p>smile, white, nice, like,time, hide.</p>	<p>Words from previous set 2 & 3 lessons and nonsense words.</p>	<p>smile white nice like time hide</p>	<p>That nice dog might bite.</p> <p>I have a nice white smile.</p>
<p>Review previous sounds: ea, oi, a-e, i-e</p> <p>New sound: o-e</p> <p>(Chatty friends)</p>	<p>Say the sound without showing the Speed Sound Card. MTYT. Show the Speed Sound Card (picture side) Explain the picture. Say:</p> <p>o-e- phone home</p> <p>Say one of the words listed on the Speed Sound card in Fred talk. Children repeat in Fred Talk, then say whole word. MTYT. Choose 3-4 words</p>	<p>Show picture side. Say the phrase. Show the letter side. Say the sound.</p> 	<p>Spot the new sound in the pack.</p> <p>o-e</p>	<p>Use phonic green word cards:</p> <p>hope, spoke, broke, note, phone, home.</p>	<p>Words from previous set 2 & 3 lessons and nonsense words.</p>	<p>hope spoke broke note phone home</p>	<p>Go home and take this note.</p> <p>Mum spoke on the phone all night.</p>
<p>Review previous sounds: ea, oi, a-e, i-e, o-e</p> <p>New sound: u-e</p> <p>(Chatty friends)</p>	<p>Say the sound without showing the Speed Sound Card. MTYT. Show the Speed Sound Card (picture side) Explain the picture. Say:</p> <p>u-e- huge brute</p> <p>Say one of the words listed on the Speed Sound card in Fred talk. Children repeat in Fred Talk, then say whole word. MTYT. Choose 3-4 words</p>	<p>Show picture side. Say the phrase. Show the letter side. Say the sound.</p> 	<p>Spot the new sound in the pack.</p> <p>u-e</p>	<p>Use phonic green word cards:</p> <p>tune, rude, huge, brute, use, June.</p>	<p>Words from previous set 2 & 3 lessons and nonsense words.</p>	<p>tune rude huge brute use June</p>	<p>I can hum a tune in June.</p> <p>Can I use that huge pen?</p>
Focus sounds	Review the sounds	Read the words		Review the words		Reading assessment	
i-e, o-e, u-e	i-e, o-e, u-e , igh, ow, oo (zoo), ou, ea, oi, a-e	Reptiles, explode, attitude, White, broke, brute		hide, spoke, rude, light, snow, moon		chi-pe, shome, truke	
Lesson 1							
i-e, o-e, u-e	i-e, o-e, u-e , igh, ow, oo (zoo) oy, ea, oi, a-e	Crocodile, envelope, absolute, nice, phone, June.		time, hope, use, night, rocket, know		flide, sprole, spuge.	
Lesson 2							

Read Write Inc Set 3 Planning: **aw, are, ur**




Speed Sounds				Word Time			
Sound	Say the sound	Read the sound	Review the sounds	Read the words	Review the words	Spell with Fred fingers	Hold a sentence
<p>Review previous sounds: ea, oi, a-e, i-e, o-e, u-e</p> <p>New sound: aw</p>	<p>Say the sound without showing the Speed Sound Card. MTTT. Show the Speed Sound Card (picture side) Explain the picture. Say:</p> <p>aw-yawn at dawn</p> <p>Say one of the words listed on the Speed Sound card in Fred talk. Children repeat in Fred Talk, then say whole word. MTTT. Choose 3-4 words</p>	<p>Show picture side. Say the phrase. Show the letter side. Say the sound.</p> 	<p>Spot the new sound in the pack.</p> <p>aw</p>	<p>Use phonic green word cards:</p> <p>saw, law, dawn, crawl, paw, yawn.:</p>	<p>Words from previous set 3 lessons and nonsense words.</p>	<p>s-aw d-aw-n l-aw c-r-aw-l p-aw y-aw-n</p>	<p>The cat had a sharp claw.</p> <p>Can you crawl in the straw?</p>
<p>Review previous sounds: ea, oi, a-e, i-e, o-e, u-e, aw</p> <p>New sound: are</p>	<p>Say the sound without showing the Speed Sound Card. MTTT. Show the Speed Sound Card (picture side) Explain the picture. Say:</p> <p>are- care and share</p> <p>Say one of the words listed on the Speed Sound card in Fred talk. Children repeat in Fred Talk, then say whole word. MTTT. Choose 3-4 words</p>	<p>Show picture side. Say the phrase. Show the letter side. Say the sound.</p> 	<p>Spot the new sound in the pack.</p> <p>are</p>	<p>Use phonic green word cards:</p> <p>scare, square, dare, share, bare, care</p>	<p>Words from previous set 3 lessons and nonsense words.</p>	<p>s-qu-are s-c-are d-are sh-are b-are c-are</p>	<p>Will you share your toys?</p> <p>Take care and draw a square in your book.</p>
<p>Review previous sounds: ea, oi, a-e, i-e, o-e, u-e, aw, are</p> <p>New sound: ur</p>	<p>Say the sound without showing the Speed Sound Card. MTTT. Show the Speed Sound Card (picture side) Explain the picture. Say:</p> <p>ur- nurse with a purse</p> <p>Say one of the words listed on the Speed Sound card in Fred talk. Children repeat in Fred Talk, then say whole word. MTTT. Choose 3-4 words</p>	<p>Show picture side. Say the phrase. Show the letter side. Say the sound.</p> 	<p>Spot the new sound in the pack.</p> <p>ur</p>	<p>Use phonic green word cards:</p> <p>Purse, spurt, burn, hurt, turn, nurse</p>	<p>Words from previous set 2 & 3 lessons and nonsense words.</p>	<p>p-ur-se s-p-ur-t b-ur-n h-ur-t t-ur-n n-ur-se</p>	<p>I went to the nurse with a burn on my arm.</p> <p>It is my turn to hold the purse.</p>
Focus sounds	Review the sounds	Read the words	Review the words			Reading assessment	
aw, are, ur	aw, are, ur, or, air, ir, i-e, o-e, u-e, oi.	awful, declare, bursting, yawn, square, nurse.	law, share, hurt, sport, stair, whirl			Fawnt, knare, churse	
Lesson 1							
aw, are, ur	aw, are, ur, or, air, ir, a-e, ea, oi, o-e	yawning, barefoot, surprise, crawl, scare, spurt	paw, dare, burn, hair, twirl, stand			Fraw, brare, plurse	
Lesson 2							

Speed Sounds				Word Time			
Sound	Say the sound	Read the sound	Review the sounds	Read the words	Review the words	Spell with Fred fingers	Hold a sentence
Review previous sounds: ea, oi, a-e, i-e, o-e, u-e, aw, are, ur <u>New sound:</u> er	Say the sound without showing the Speed Sound Card. MTTY. Show the Speed Sound Card(picture side) Explain the picture. Say: er- A better letter Say one of the words listed on the Speed Sound card in Fred talk. Children repeat in Fred Talk, then say whole word. MTTY. Choose 3-4 words	Show picture side. Say the phrase. Show the letter side. Say the sound. 	Spot the new sound in the pack. er	Use phonic green word cards: Corner, weather, better, after, never, proper	Words from previous set 3 lessons and nonsense words.	c-or-n-er b-e-tt-er a-f-t-er n-e-v-er p-r-o-p-er	After lunch we never have PE. Turn the corner and go home.
Review previous sounds: ea, oi, a-e, i-e, o-e, u-e, aw, are, ur, er <u>New sound:</u> ow	Say the sound without showing the Speed Sound Card. MTTY. Show the Speed Sound Card(picture side) Explain the picture. Say: ow- Brown cow Say one of the words listed on the Speed Sound card in Fred talk. Children repeat in Fred Talk, then say whole word. MTTY. Choose 3-4 words	Show picture side. Say the phrase. Show the letter side. Say the sound. 	Spot the new sound in the pack. ow	Use phonic green word cards: Cow, down, town, brown, how, now	Words from previous set 3 lessons and nonsense words.	c-ow d-ow-n t-ow-n b-r-ow-n h-ow n-ow	Do not frown or shout and put on this crown! The clown went into town now.
Review previous sounds: ea, oi, a-e, i-e, o-e, u-e, aw, are, ur, ow <u>New sound:</u> ai	Say the sound without showing the Speed Sound Card. MTTY. Show the Speed Sound Card(picture side) Explain the picture. Say: ai- Snail in the rain Say one of the words listed on the Speed Sound card in Fred talk. Children repeat in Fred Talk, then say whole word. MTTY. Choose 3-4 words	Show picture side. Say the phrase. Show the letter side. Say the sound. 	Spot the new sound in the pack. ai	Use phonic green word cards: Paid, snail, tail, train, paint, rain.	Words from previous set 3 lessons and nonsense words.	p-ai-d s-n-ai-l t-ai-l t-r-ai-n p-ai-n-t r-ai-n	The cat had a pain in its tail. Can you paint in the rain?
Focus sounds	Review the sounds	Read the words		Review the words		Reading assessment	
er, ow, ai	er, ow, ai , ir, ur, ou, ay, a-e, o-e, aw.	camera, growling, rainbow, whether, brown, paint		Corner, burn, down, shout, rain, spray		sninker, clowge, quaim	
Lesson 1							
er, ow, ai	er, ow, ai , ir, ur, ou, ay, a-e, are, i-e	Person, flower, complain, proper, town, train.		better, twirl, now, loud, paid, date.		therve, gownt, blaiB	
Lesson 2							




Read Write Inc Set 3 Planning:

Speed Sounds				Word Time			
Sound	Say the sound	Read the sound	Review the sounds	Read the words	Review the words	Spell with Fred fingers	Hold a sentence
Review previous sounds: ea, oi, a-e, i-e, o-e, u-e, aw, are, ur, ow, ai <u>New sound:</u> oa	Say the sound without showing the Speed Sound Card. MTYT. Show the Speed Sound Card (pictureside) Explain the picture. Say: oa- goat in a boat Say one of the words listed on the Speed Sound card in Fred talk. Children repeat in Fred Talk, then say whole word. MTYT. Choose 3-4 words	Show picture side. Say the phrase. Show the letter side. Say the sound. 	Spot the new sound in the pack. oa	Use phonic green word cards: goat, boat, road, throat, toast, coat	Words from previous set 3 lessons and nonsense words.	g-oa-t b-oa-t r-oa-d th-r-oa-t t-oa-s-t c-oa-t	I hope the boat floats. Ouch I got some toast stuck in my throat. The goat rode in the boat.
Review previous sounds: ea, oi, a-e, i-e, o-e, u-e, aw, are, ur, ow, ai, oa <u>New sound:</u> ew	Say the sound without showing the Speed Sound Card. MTYT. Show the Speed Sound Card (pictureside) Explain the picture. Say: ew-chew the stew Say one of the words listed on the Speed Sound card in Fred talk. Children repeat in Fred Talk, then say whole word. MTYT. Choose 3-4 words	Show picture side. Say the phrase. Show the letter side. Say the sound. 	Spot the new sound in the pack. ew	Use phonic green word cards: chew, new, blew, flew, drew, grew	Words from previous set 3 lessons and nonsense words.	ch-ew n-ew b-l-ew f-l-ew d-r-ew g-r-ew	I blew on the hot stew The newt flew out of the water.
Review previous sounds: ea, oi, a-e, i-e, o-e, u-e, aw, are, ur, ow, ai, oa, ew <u>New sound:</u> ire	Say the sound without showing the Speed Sound Card. MTYT. Show the Speed Sound Card (pictureside) Explain the picture. Say: ire-Fire fire Say one of the words listed on the Speed Sound card in Fred talk. Children repeat in Fred Talk, then say whole word. MTYT. Choose 3-4 words	Show picture side. Say the phrase. Show the letter side. Say the sound 	Spot the new sound in the pack. ire	Use phonic green word cards: Bonfire, conspire, hire, wire, fire, inspire	Words from previous set 3 lessons and nonsense words.	b-o-n-f-ire c-o-n-s-p-ire h-ire w-ire f-ire i-n-s-p-ire	The fire was big and hot. We need to hire a cleaner.
Focus sounds	Review the sounds	Read the words		Review the words		Reading assessment	
oa, ew, ire Lesson 1	oa, ew, ire, ow, o-e, oo (zoo) u-e, ow, are, ai	Approach, nephew, admire, toast, chew, bonfire		Boat, home, grew, spoon, rude, wire		choam, spewt, blire	
oa, ew, ire Lesson 2	oa, ew, ire, ow, o-e, oo (zoo) u-e, ow, er, ur	Sailboat, chewing, wireless, throat, blew, inspire		Road, flew, hire, slow, note, kitchen		moach, stewt, stire	




Read Write Inc Set 3 Planning: ear, ure, kn (additional sound)

Speed Sounds				Word Time			
Sound	Say the sound	Read the sound	Review the sounds	Read the words	Review the words	Spell with Fred fingers	Hold a sentence
<p>Review previous sounds: ea, oi, a-e, i-e, o-e, u-e, aw, are, ur, ow, ai, oa, ew, ire</p> <p><u>New sound:</u> ear</p>	<p>Say the sound without showing the Speed Sound Card. MTYT. Show the Speed Sound Card (pictureside) Explain the picture. Say:</p> <p>ear- hear with your ear</p> <p>Say one of the words listed on the Speed Sound card in Fred talk. Children repeat in Fred Talk, then say whole word. MTYT. Choose 3-4 words</p>	<p>Show picture side. Say the phrase. Show the letter side. Say the sound.</p> 	<p>Spot the new sound in the pack.</p> <p>ear</p>	<p>Use phonic green word cards:</p> <p>ear, near, dear, year, hear, fear</p>	<p>Words from previous set 3 lessons and nonsense words.</p>	<p>n-ear d-ear y-ear h-ear f-ear</p>	<p>It is my tenth birthday this year.</p> <p>Can you hear from your ear?</p>
<p>Review previous sounds: ea, oi, a-e, i-e, o-e, u-e, aw, are, ur, ow, ai, oa, ew, ire, ear</p> <p><u>New sound:</u> ure</p>	<p>Say the sound without showing the Speed Sound Card. MTYT. Show the Speed Sound Card (picture side) Explain the picture. Say:</p> <p>ure- sure it's pure</p> <p>Say one of the words listed on the Speed Sound card in Fred talk. Children repeat in Fred Talk, then say whole word. MTYT. Choose 3-4 words</p>	<p>Show picture side. Say the phrase. Show the letter side. Say the sound.</p> 	<p>Spot the new sound in the pack.</p> <p>ure</p>	<p>Use phonic green word cards:</p> <p>Future, picture, pure, temperature, creature, cure, adventure, mixture, sure,</p>	<p>Words from previous set 3 lessons and nonsense words.</p>	<p>p-i-c-t-ure p-ure m-i-x-ture c-r-ea-t-ure</p>	<p>The picture was a mixture of pure green.</p> <p>The doctor said he has a high temperature and needed cure.</p>
<p>Review previous sounds: ea, oi, a-e, i-e, o-e, u-e, aw, are, ur, ow, ai, oa, ew, ire, ear, ure</p> <p><u>New sound:</u> kn</p>	<p>Say the sound without showing the Speed Sound Card. MTYT. Show the Speed Sound Card (pictureside) Explain the picture. Say:</p> <p>kn- knock knock who's there?</p> <p>Say one of the words listed on the Speed Sound card in Fred talk. Children repeat in Fred Talk</p>	<p>Show picture side. Say the phrase. Show the letter side. Say the sound.</p> 	<p>Spot the new sound in the pack</p> <p>kn</p>	<p>Use phonic green word cards:</p> <p>knock, knight, knee, know, knot, knit.</p>	<p>Words from previous set 3 lessons and nonsense words</p>	<p>kn-o-ck kn-ee kn-i-t kn-o-t kn-ow</p>	<p>If you knock on the door you will know if he is at home.</p>
Focus sounds	Review the sounds	Read the words		Review the words		Reading assessment	
ear, ure, Lesson 1	ear, ure, are, oa, ew, ire, a-e-, i-e, o-e, u-e.	fearful, endure, adventure, hear, near, picture.		ear, pure, chew, fire, share, like.		flear, vure, sare.	
ear, ure Lesson 2	ear, ure, er, oa, ai, ire, a-re, ou, aw, are.	unclear, nature, secure, fear, dear, injure		hear, cure, wire, goat, huge, care		Crear, gure, trute.	




Read Write Inc Set 3 Planning: **tion, sion, cious, tious, e**

Speed Sounds				Word Time			
Sound	Say the sound	Read the sound	Review the sounds	Read the words	Review the words	Spell with Fred fingers	Hold a sentence
<p>Review previous sounds: ea, oi, a-e, i-e, o-e, u-e, aw, are, ur, ow, ai, oa, ew, ire, ear, ure</p> <p><u>New sound:</u> Tion & sion</p>	<p>Say the sound without showing the Speed Sound Card. MTYT. Show the Speed Sound Card(picture side) Explain the picture. Say:</p> <p>tion/sion- pay attention it's acelebration and it's on television</p> <p>Say one of the words listed on the Speed Soundcard in Fred talk. Children repeat in Fred Talk, then say whole word. MTYT. Choose 3-4 words</p>	<p>Show picture side. Say the phrase. Show the letter side. Say the sound.</p> 	<p>Spot the new sound in the pack.</p> <p>tion sion</p>	<p>Use phonic green word cards:</p> <p>Tradition, conversation, attention, exploration, congratulation, celebration</p>	<p>Words from previous set 3 lessons and nonsense words.</p>	<p>Tradition Conversation Attention Exploration congratulation</p>	<p>Congratulations on the birth of your new baby.</p> <p>Pay attention to your work.</p>
<p>Review previous sounds: ea, oi, a-e, i-e, o-e, u-e, aw, are, ur, ow, ai, oa, ew, ire, ear, ure, tion, sion</p> <p><u>New sound:</u> cious & tious</p>	<p>Say the sound without showing the Speed Sound Card. MTYT. Show the Speed Sound Card(picture side) Explain the picture. Say:</p> <p>tious, cious- scrumptious anddelicious</p> <p>Say one of the words listed on the Speed Soundcard in Fred talk. Children repeat in Fred Talk, then say whole word. MTYT. Choose 3-4 words</p>	<p>Show picture side. Say the phrase. Show the letter side. Say the sound.</p> 	<p>Spot the new sound in the pack.</p> <p>cious tious</p>	<p>Use phonic green word cards:</p> <p>Delicious, ferocious, suspicious, scrumptious, precious, vicious</p>	<p>Words from previous set 3 lessons and nonsense words.</p>	<p>delicious suspicious scrumptious precious vicious</p>	<p>Watch out for the vicious dog.</p> <p>The gold was very precious to the King.</p>
<p>Review previous sounds: ea, oi, a-e, i-e, o-e, u-e, aw, are, ur, ow, ai, oa, ew, ire, ear, ure, tion, sion, cious, tious</p> <p><u>New sound:</u> e</p>	<p>Say the sound without showing the Speed Sound Card. MTYT. Show the Speed Sound Card (pictureside) Explain the picture. Say:</p> <p>e- He, she, we</p> <p>Say one of the words listed on the Speed Sound cardin Fred talk. Children repeat in Fred Talk, then say whole word. MTYT. Choose 3-4 words</p>	<p>Show picture side. Say the phrase. Show the letter side. Say the sound.</p> 	<p>Spot the new sound in the pack.</p> <p>e</p>	<p>Use phonic green word cards:</p> <p>He, me, she, we, be</p>	<p>Words from previous set 3 lessons and nonsense words</p>	<p>e-v-i-l v-e-g-a-n h-e sh-e b-e</p>	<p>He has five sister and she has two dogs.</p> <p>We can go to the park, but we need to be quick.</p>
Focus sounds	Review the sounds	Read the words		Review the words		Reading assessment	
tion, sion, cious, tious, e	tion, sion, cious, tious, e, ear, ure, ire, ew, oa,	attention, ferocious, scrumptious, she, we		Delicious, suspicious, tradition, attention, he, we			

Read Write Inc Set 3 Planning Additional Sounds: ie, e-e, ue

Speed Sounds				Word Time			
Sound	Say the sound	Read the sound	Review the sounds	Read the words	Review the words	Spell with Fred fingers	Hold a sentence
Review previous sounds: <u>New sound:</u> ie	<i>Say the sound without showing the Speed Sound Card. MTYT. Show the Speed Sound Card (picture side) Explain the picture. Say:</i> ie- terrible tie! <i>Say one of the words listed on the Speed Sound card in Fred talk. Children repeat in Fred Talk, then say whole word. MTYT. Choose 3-4 words</i>	Show picture side. Say the phrase. Show the letter side. Say the sound. 	Spot the new sound in the pack. ie	Use phonic green word cards: tie, magpie, flies, tried, pie, lie	Words from previous set 3 lessons and nonsense words	t-ie m-a-g-p-ie f-l-ie-s t-r-ie-d p-ie l-ie	I tried very hard at school today. You can not tell a lie. Do you like chicken pie?
Review previous sounds: <u>New sound:</u> e-e	<i>Say the sound without showing the Speed Sound Card. MTYT. Show the Speed Sound Card (picture side) Explain the picture. Say:</i> e-e- go Pete and Steve! <i>Say one of the words listed on the Speed Sound card in Fred talk. Children repeat in Fred Talk, then say whole word. MTYT. Choose 3-4 words</i>	Show picture side. Say the phrase. Show the letter side. Say the sound. 	Spot the new sound in the pack. e-e	Use phonic green word cards: Pete, Steve, these, theme, complete	Words from previous set 3 lessons and nonsense words	Pete Steve these theme complete delete	Steve needs to complete all his work. In the afternoon we have theme.
Review previous sounds: <u>New sound:</u> ue	<i>Say the sound without showing the Speed Sound Card. MTYT. Show the Speed Sound Card (picture side) Explain the picture. Say:</i> ue- come to the rescue! <i>Say one of the words listed on the Speed Sound card in Fred talk. Children repeat in Fred Talk, then say whole word. MTYT. Choose 3-4 words</i>	Show picture side. Say the phrase. Show the letter side. Say the sound. 	Spot the new sound in the pack. ue	Use phonic green word cards: Glue, blue, true, clue, argue, rescue.	Words from previous set 3 lessons and nonsense words	g-l-ue b-l-ue t-r-ue c-l-ue a-r-g-ue r-e-s-c-ue	The fireman rescued the cat from the tree. Can you use blue glue?
Focus sounds	Review the sounds	Read the words	Review the words		Reading assessment		
ie, e-e, ue Lesson 1	ie, e-e, ue, tion, cious, sion, tious, ear, ure,	dried, fried, extreme, compete, continue, barbecue,	Tie, magpie, theme, complete, clue, true.		grie, flebe, strue		
ie, e-e, ue Lesson 2	ie, e-e, ue, tion, cious, sion, tious, ear, ure,	tried, tissue, pursue, statue,	pie, lie, these, Steve, glue, true		clie, gede, plue,		

Read Write Inc Set 3 Planning Additional Sounds: **au, ph, wh**

Speed Sounds				Word Time			
Sound	Say the sound	Read the sound	Review the sounds	Read the words	Review the words	Spell with Fred fingers	Hold a sentence
<p>Review previous sounds:</p> <p>New sound: au</p>	<p><i>Say the sound without showing the Speed Sound Card. MTYT. Show the Speed Sound Card (picture side) Explain the picture. Say:</i></p> <p>au- Paul the astronaut</p> <p><i>Say one of the words listed on the Speed Sound card in Fred talk. Children repeat in Fred Talk, then say whole word. MTYT. Choose 3-4 words</i></p>	<p>Show picture side. Say the phrase. Show the letter side. Say the sound.</p> 	<p>Spot the new sound in the pack.</p> <p>au</p>	<p>Use phonic green word cards:</p> <p>Haul, launch, taunt, fraud, astronaut, author,</p>	<p>Words from previous set 3 lessons and nonsense words</p>	<p>l-au-n-ch t-au-n-t f-r-au-d au-th-or</p>	<p>Paul the astronaut went to the Moon in August.</p> <p>An author made a book about a dinosaur.</p>
<p>Review previous sounds:</p> <p>New sound: ph</p>	<p><i>Say the sound without showing the Speed Sound Card. MTYT. Show the Speed Sound Card (picture side) Explain the picture. Say:</i></p> <p>ph- Take a photo</p> <p><i>Say one of the words listed on the Speed Sound card in Fred talk. Children repeat in Fred Talk, then say whole word. MTYT. Choose 3-4 words</i></p>	<p>Show picture side. Say the phrase. Show the letter side. Say the sound.</p> 	<p>Spot the new sound in the pack.</p> <p>ph</p>	<p>Use phonic green word cards:</p> <p>phone, photo, dolphin, graph, alphabet, elephant.</p>	<p>Words from previous set 3 lessons and nonsense words</p>	<p>ph-o-n-e d-o-l-ph-in g-r-a-ph a-l-ph-a-b-e-t</p>	<p>At the zoo he took a photo of an elephant and a dolphin.</p> <p>There are 26 letters in the alphabet.</p>
<p>Review previous sounds:</p> <p>New sound: wh</p>	<p><i>Say the sound without showing the Speed Sound Card. MTYT. Show the Speed Sound Card (picture side) Explain the picture. Say:</i></p> <p>wh- whisk whisk!</p> <p><i>Say one of the words listed on the Speed Sound card in Fred talk. Children repeat in Fred Talk, then say whole word. MTYT. Choose 3-4 words</i></p>	<p>Show picture side. Say the phrase. Show the letter side. Say the sound.</p> 	<p>Spot the new sound in the pack.</p> <p>wh</p>	<p>Use phonic green word cards:</p> <p>wheel, whirl, white, whine.</p>	<p>Words from previous set 3 lessons and nonsense words</p>	<p>wh-ee-l wh-ir-l wh-ite wh-i-n-e</p>	<p>We went on the ferris wheel at the fair.</p> <p>You need to use a whiteboard.</p>
Focus sounds	Review the sounds	Read the words		Review the words		Reading assessment	
au, ph, wh, Lesson 1	au, ph, wh, kn, ie, e-e, ue, ear, ure.	auction, phantom, whisper, knight		Launch, haul, dolphin, phone, wheel whirl, Knit, know		plaunt, pheth whoth	
au, ph, wh, Lesson 2	au, ph, wh, kn, ie, e-e, ue, ear, ure.	author, alphabet, phonics, whopper, whimper.		Taunt, fraud, dolphin, graph, white, whine.		faul, phoff, whiss,	

dried

continue

extreme

barbecue

compete

tissue

knight

phonics

whopper

alphabet

whimper

author

pursue

auction

statue

whisper

phantom