










Read Write Inc Planning Set 2: ay, ee, igh

Speed Sounds				Word Time			
Sound	Say the sound	Read the sound	Review the sounds	Read the words	Review the words	Spell with Fred fingers	Hold a sentence
Review previous set 1 sounds. New sound: ay	Say the sound without showing the Speed Sound Card. MTYT. Show the Speed Sound Card (picture side) Explain the picture.Say: ay- may I play? Say one of the words listed on the Speed Sound card in Fred talk. Children repeat in Fred Talk, then say whole word. MTYT.Choose 3-4 words.	Show picture side. Saythe phrase. Show the letter side. Say the sound.  ay	Spot the newsound in the pack. ay	Use Phonic Green Word Cards. Special friends, Fred talk, readthe word. day, play, may, way, say, spray,	Words from special friends sets. Nonsense words	d-ay p-lay m-ay w-ay l-ay s-p-r-ay	Can a crayon spray ink? Can a stray cat play? Do not delay unless you want to stay all day.
Review previous sounds:ay, ee New sound: ee	Say the sound without showing the Speed Sound Card. MTYT. Show the Speed Sound Card (picture side) Explain the picture.Say: ee-what can you see? Say one of the words listed on the Speed Sound card in Fred talk. Children repeat in Fred Talk, then say whole word. MTYT.Choose 3-4 words.	Show picture side. Saythe phrase. Show the letter side. Say the sound.  ee	Spot the newsound in the pack. ee	Use Phonic Green Word Cards. Special friends, Fred talk, readthe word. see, three, been, green, sleep, seen	Words from previous Set 2 lesson: ay Nonsense words	s-ee th-r-ee b-ee-n g-r-ee-n s-ee-n s-l-ee-p	Did you meet the queen? Keep your feet off the green grass. I fell asleep on the tree
Review previous sounds:ay, ee New sound: igh	Say the sound without showing the Speed Sound Card. MTYT. Show the Speed Sound Card (picture side) Explain the picture.Say: igh- fly high Say one of the words listed on the Speed Sound card in Fred talk. Children repeat in Fred Talk, then say whole word. MTYT.Choose 3-4 words.	Show picture side. Saythe phrase. Show the letter side. Say the sound.  igh	Spot the newsound in the pack. igh	Use Phonic Green Word Cards. Special friends, Fred talk, readthe word. High, night, light, fright, bright, might.	Words from previous Set 2 lesson: ee Nonsense words	h-igh n-igh-t l-igh-t f-r-igh-t b-r-igh-t m-igh-t	Is it light at night? I had a fright at night. I might fly high in the sky.
Focus sounds	Review the sounds	Read the words	Review the words		Reading assessment		
ay, ee, igh Lesson 1	ay, ee, igh, ng, nk, qu, th, z, x, sh	haystack, flashlight, weekend, spray, fright, sleep	day, three, light, stamp, puppet, stink.		vray, treek, glight		
ay, ee, igh Lesson 2	ay, ee, igh, ch, sh, nk, qu, th, j, v	Crayon, midnight needle, play, green, bright	May, been, might, stand, sleep, buzz		shay, cheeth, quigh		




Read Write Inc Planning Set 2: **ow, oo, oo**

Speed Sounds				Word Time			
Sound	Say the sound	Read the sound	Review the sounds	Read the words	Review the words	Spell with Fred fingers	Hold a sentence
<p>Review previous sounds: ay, ee, igh</p> <p>New sound: ow</p>	<p>Say the sound without showing the Speed Sound Card. MTYT. Show the Speed Sound Card (picture side) Explain the picture. Say:</p> <p>ow- blow the snow</p> <p>Say one of the words listed on the Speed Sound card in Fred talk. Children repeat in Fred Talk, then say whole word. MTYT. Choose 3-4 words.</p>	<p>Show picture side. Say the phrase. Show the letter side. Say the sound.</p>  <p>ow</p>	<p>Spot the newsound in the pack.</p> <p>ow</p>	<p>Use Phonic Green Word Cards. Special friends, Fred talk, read the word.</p> <p>blow, snow, low, show, know, slow</p>	<p>Words from previous Set 2 lesson: igh</p> <p>Nonsense words.</p>	<p>b-l-ow s-n-ow l-ow sh-ow s-l-ow</p>	<p>The snow can glow.</p> <p>I can show my pet to sit.</p> <p>He is so slow and I know I can be quick.</p>
<p>Review previous sounds: ay, ee, igh, ow,</p> <p>New sound: oo</p>	<p>Say the sound without showing the Speed Sound Card. MTYT. Show the Speed Sound Card (picture side) Explain the picture. Say:</p> <p>oo- poo at the zoo</p> <p>Say one of the words listed on the Speed Sound card in Fred talk. Children repeat in Fred Talk, then say whole word. MTYT. Choose 3-4 words.</p>	<p>Show picture side. Say the phrase. Show the letter side. Say the sound.</p>  <p>oo</p>	<p>Spot the newsound in the pack.</p> <p>oo</p>	<p>Use Phonic Green Word Cards. Special friends, Fred talk, read the word.</p> <p>too, zoo, food, pool, moon, spoon.</p>	<p>Words from previous Set 2 lesson: ow</p> <p>Nonsense words.</p>	<p>t-oo z-oo f-oo-d p-oo-l m-oo-n s-p-oo-n</p>	<p>It is fun to go to the zoo.</p> <p>Can you go to the moon in a spoon?</p> <p>I want to zoom to the moon.</p>
<p>Review previous sounds: ay, ee, igh, ow, oo</p> <p>New sound: oo</p>	<p>Say the sound without showing the Speed Sound Card. MTYT. Show the Speed Sound Card (picture side) Explain the picture. Say:</p> <p>oo- look at a book.</p> <p>Say one of the words listed on the Speed Sound card in Fred talk. Children repeat in Fred Talk, then say whole word. MTYT. Choose 3-4 words.</p>	<p>Show picture side. Say the phrase. Show the letter side. Say the sound.</p>  <p>oo</p>	<p>Spot the newsound in the pack.</p> <p>oo</p>	<p>Use Phonic Green Word Cards. Special friends, Fred talk, read the word.</p> <p>took, look, book, shook, cook, foot.</p>	<p>Words from previous Set 2 lesson: ee</p> <p>Nonsense words.</p>	<p>h-igh n-igh-t l-igh-t f-r-igh-t b-r-igh-t m-igh-t</p>	<p>It took so long to cook the lunch.</p> <p>I got my foot stuck in a book.</p>
Focus sounds	Review the sounds	Read the words		Review the words		Reading assessment	
ow, oo, oo Lesson 1	ow, oo, oo, ay, ee, igh, w, v, ch, r	Booklet, bedroom, arrow, snow, food, shook.		Slow, too, cook, carrot, ribbon, chop.		Sprow, drood, plook	
ow, oo, oo Lesson 2	ow, oo, oo, ay, ee, igh, ng, th, qu, nk	Shampoo, wooden, window, blow, moon, foot.		Show, pool, took, rabbit, jacket, bright		drow, sploot, plook.	

Read Write Inc Planning Set 2: **ar, or, air**

Speed Sounds				Word Time			
Sound	Say the sound	Read the sound	Review the sounds	Read the words	Review the words	Spell with Fred fingers	Hold a sentence
<p>Review previous sounds: ay, ee, igh, ow, oo.</p> <p>New sound ar</p>	<p><i>Say the sound without showing the Speed Sound Card. MTYT. Show the Speed Sound Card (picture side) Explain the picture. Say:</i></p> <p>ar- start the car</p> <p><i>Say one of the words listed on the Speed Sound card in Fred talk. Children repeat in Fred Talk, then say whole word. MTYT. Choose 3-4 words.</i></p>	<p>Show picture side. Say the phrase. Show the letter side. Say the sound.</p>  <p>ar</p>	<p>Spot the new sound in the pack.</p> <p>ar</p>	<p>Use phonic green word cards. Special friends, Fred talk, read the word.</p> <p>Car, start, part, star, hard, sharp.</p>	<p>Words from previous Set 2 lesson: oo</p> <p>Nonsense words</p>	<p>c-ar s-t-ar p-ar-t s-t-ar h-ar-d sh-ar-p</p>	<p>Will it be hard to park my car?</p> <p>Will a dog bark if it sees a shark?</p>
<p>Review previous sounds: ay, ee, igh, ow, oo, ar.</p> <p><u>New sound:</u> or</p>	<p><i>Say the sound without showing the Speed Sound Card. MTYT. Show the Speed Sound Card (picture side) Explain the picture. Say:</i></p> <p>or- shut the door</p> <p><i>Say one of the words listed on the Speed Sound card in Fred talk. Children repeat in Fred Talk, then say whole word. MTYT. Choose 3-4 words.</i></p>	<p>Show picture side. Say the phrase. Show the letter side. Say the sound.</p>  <p>or</p>	<p>Spot the new sound in the pack.</p> <p>or</p>	<p>Use phonic green word cards. Special friends, Fred talk, read the word.</p> <p>sort, short, horse, sport, snort, fork.</p>	<p>Words from previous Set 2 lesson: ar</p> <p>Nonsense words</p>	<p>s-o r-t sh-or-t h-or-se s-p -or-t f-or-k s-n-or-t</p>	<p>Is a torch bright?</p> <p>Will a fish forget things?</p> <p>Will a fort be big?</p>
<p>Review previous sounds: ay, ee, igh, ow, oo, ar, air.</p> <p><u>New sound:</u> air</p>	<p><i>Say the sound without showing the Speed Sound Card. MTYT. Show the Speed Sound Card (picture side) Explain the picture. Say:</i></p> <p>air-that's not fair.</p> <p><i>Say one of the words listed on the Speed Sound card in Fred talk. Children repeat in Fred Talk, then say whole word. MTYT. Choose 3-4 words.</i></p>	<p>Show picture side. Say the phrase. Show the letter side. Say the sound.</p>  <p>air</p>	<p>Spot the new sound in the pack.</p> <p>air</p>	<p>Use phonic green word cards. Special friends, Fred talk, read the word.</p> <p>fair, stair, hair, air, chair, lair.</p>	<p>Words from previous Set 2 lesson: or</p> <p>Nonsense words</p>	<p>f-air s-t-air h-air air ch-air l-air</p>	<p>Put that pair of socks on my chair.</p> <p>The dragon went back to his lair.</p>
Focus sounds	Review the sounds	Read the words		Review the words		Reading assessment	
ar, or, air Lesson 1	ar, or, air, ow, oo, oo, ee, igh, nk, ch	Marble, armchair, popcorn, start, sport, stair.		hard, short, lair, kitten, puppet, think.		plarp, sporg, zair.	
ar, or, air Lesson 2	ar, or, air, ow, oo, oo, ay, igh, th, sh.	Horseback, hairband, cartoon, part, snort, chair.		star, fork, air, comic, kitchen, thing.		stard, skorb, plair	

Read Write Inc Planning Set 2: **ir, ou, oy**

Speed Sounds				Word Time			
Sound	Say the sound	Read the sound	Review the sounds	Read the words	Review the words	Spell with Fred fingers	Hold a sentence
<p>Review previous sounds: ay, ee, igh, ow, oo, ar, air.</p> <p><u>New sound:</u> ir</p>	<p>Say the sound without showing the Speed Sound Card. MTTY. Show the SpeedSound Card (picture side) Explain the picture. Say:</p> <p>ir-whirl and twirl</p> <p>Say one of the words listed on the Speed Sound card in Fred talk. Children repeat in Fred Talk, then say whole word. MTTY. Choose 3-4 words.</p>	<p>Show picture side. Say the phrase. Show the letter side. Say the sound.</p>  <p>ir</p>	<p>Spot the new sound in the pack.</p> <p>ir</p>	<p>Use phonic green word cards. Special friends, Fred talk, read the word.</p> <p>girl, bird, third, whirl, twirl, dirt.</p>	<p>Words from previous Set 2 lesson: air</p> <p>Nonsense words</p>	<p>g-ir-l b-ir-d th-ir-d wh-ir-l t-w-ir-l d-ir-t</p>	<p>Can a girl put on a skirt that twirls?</p> <p>Is your birthday on the first or third?</p>
<p>Review previous sounds: ay, ee, igh, ow, oo, ar, air, ir.</p> <p><u>New sound:</u> ou</p>	<p>Say the sound without showing the Speed Sound Card. MTTY. Show the SpeedSound Card (picture side) Explain the picture. Say:</p> <p>ou- shout it out.</p> <p>Say one of the words listed on the Speed Sound card in Fred talk. Children repeat in Fred Talk, then say whole word. MTTY. Choose 3-4 words.</p>	<p>Show picture side. Say the phrase. Show the letter side. Say the sound.</p>  <p>ou</p>	<p>Spot the new sound in the pack.</p> <p>ou</p>	<p>Use phonic green word cards. Special friends, Fred talk, read the word.</p> <p>out, shout, loud, mouth, round, found.</p>	<p>Words from previous Set 2 lesson: ir</p> <p>Nonsense words</p>	<p>ou-t Sh-ou-t l-ou-d m-ou-th r-ou-n-d f-ou-n-d</p>	<p>Will you see clouds in the mountains?</p> <p>What is the loudest sound around?</p>
<p>Review previous sounds: ay, ee, igh, ow, oo, ar, air, ir, ou.</p> <p><u>New sound:</u> oy</p>	<p>Say the sound without showing the Speed Sound Card. MTTY. Show the SpeedSound Card (picture side) Explain the picture. Say:</p> <p>oy- toy to enjoy</p> <p>Say one of the words listed on the Speed Sound card in Fred talk. Children repeat in Fred Talk, then say whole word. MTTY. Choose 3-4 words.</p>	<p>Show picture side. Say the phrase. Show the letter side. Say the sound.</p>  <p>oy</p>	<p>Spot the new sound in the pack.</p> <p>oy</p>	<p>Use phonic green word cards. Special friends, Fred talk, read the word.</p> <p>toy, boy, enjoy</p>	<p>Words from previous Set 2 lesson: ou</p> <p>Nonsense words</p>	<p>t-ou b-oy e-n-j-oy</p>	<p>Can you annoy a boy?</p> <p>Do you enjoy playing with your toy?</p>
Focus sounds	Review the sounds	Read the words	Review the words		Reading assessment		
ir, ou, oy Lesson 1	ir, ou, oy, air, or, ar, oo, ow, ay, qu	without, joyful, confirm, whirl, found, boy.	bird, shout, toy, seven, rocket, stair.		nirth, plout, skoy.		
ir, ou, oy Lesson 2	ir, ou, oy, air, or, ar, oo (zoo) igh, ee, th	Blackbird, outfit, annoy, third, mouth, enjoy.	dirt, loud, boy, robin, strop, green.		wirp, frou, bloy		