







# Home Learning – Year 1    Week 6    11/5/20 – 15/5/20


Monday	Tuesday	Wednesday	Thursday	Friday
<b>Maths</b> <b>Key Skills</b> $14 + 5 =$ $18 - 6 =$ $8 + 7 =$ $16 - 8 =$ <b>Challenge Key Skills</b> $28 + 11 =$ $24 - 14 =$ <b>Super Challenge</b> $8 \div 2 =$ Use the <b>grouping</b> or <b>sharing</b> method to help you.  (Summer Term Week 1. Lesson 2 and 3) <a href="https://whiterosemaths.com/homelearning/year-1/">https://whiterosemaths.com/homelearning/year-1/</a>  <u><b>Times Tables</b></u> Learn 10 Times Table.	<b>Maths</b> <b>Key Skills</b> $12 + 6 =$ $16 - 6 =$ $9 + 10 =$ $17 - 5 =$ <b>Challenge Key Skills</b> $29 + 10 =$ $38 - 7 =$ <b>Super Challenge</b> $5 \times 5 =$ Use your Times Tables knowledge or draw out an <b>array</b> to help you answer this question. Go over this video to help you <a href="https://www.youtube.com/watch?v=HGP4TxCcp_E">https://www.youtube.com/watch?v=HGP4TxCcp_E</a>  <u><b>Times Tables</b></u> Go over the 10 Times	<b>Maths</b> <b>Key Skills</b> $5 + 14 =$ $20 - 3 =$ $11 + 5 =$ $18 - 6 =$ <b>Challenge Key Skills</b> $31 + 9 =$ $38 - 7 =$ <b>Super Challenge</b> $10 \div 2 =$ Use the <b>grouping</b> or <b>sharing</b> method to help you.  (Summer Term Week 1. Lesson 2 and 3) <a href="https://whiterosemaths.com/homelearning/year-1/">https://whiterosemaths.com/homelearning/year-1/</a>  <u><b>Times Tables</b></u> Go over the 5 Times	<b>Maths</b> <b>Key Skills</b> $8 + 10 =$ $14 - 3 =$ $9 + 9 =$ $10 - 7 =$ <b>Challenge Key Skills</b> $32 + 6 =$ $34 - 9 =$ <b>Super Challenge</b> $4 \times 10 =$  Use your Times Tables knowledge or draw out an <b>array</b> to help you. <a href="https://www.youtube.com/watch?v=HGP4TxCcp_E">https://www.youtube.com/watch?v=HGP4TxCcp_E</a>  <u><b>Times Tables</b></u> Go over the 2 Times	<b>Maths</b> <b>Key Skills</b> $2 + 8 =$ $19 - 7 =$ $12 + 7 =$ $11 - 4 =$ <b>Challenge Key Skills</b> $32 + 5 =$ $29 - 9 =$ <b>Super Challenge Plus</b> $8 \times 2 =$ and $8 \div 2 =$  <u><b>Times Tables</b></u> Go over the 10 Times Table. Watch the video and sing the song.

<p>Watch the video and learn the song.</p> <p><a href="https://www.youtube.com/watch?v=VIVJhAlruCc">https://www.youtube.com/watch?v=VIVJhAlruCc</a></p> <p>Practise counting in 10's. Clap them at the same time.</p> <p><b>Go on Times Table Rock Stars</b></p> <p><b>What is 5 x 10?</b></p> <p>Watch YouTube video On 'Making Quarters' or go online to Maths No Problem <b>Text Book Chapter 14 pages 60-62</b> with your password.</p> <p><a href="https://www.youtube.com/watch?v=ZLxbPQRlyjw">https://www.youtube.com/watch?v=ZLxbPQRlyjw</a></p> <p><b>Complete Maths No Problem pages 69 -70 in <u>Work Book</u>.</b></p>	<p>Table. Watch the video and sing the song.</p> <p><a href="https://www.youtube.com/watch?v=VIVJhAlruCc">https://www.youtube.com/watch?v=VIVJhAlruCc</a></p> <p>Practise counting in 10's Clap them at the same time.</p> <p><b>What is 3 x 10?</b></p> <p><b>Go on Times Table Rock Stars</b></p> <p>Watch the YouTube videos on 'Sharing and Grouping' and/or go <b>online</b> to Maths No Problem to <b>Text Book 1B Chapter 14 page 63-65</b> using your password.</p> <p><a href="https://www.youtube.com/watch?v=fgoUVD0Hx5M">https://www.youtube.com/watch?v=fgoUVD0Hx5M</a></p> <p><a href="https://www.youtube.com/watch?v=w-Zu57RY6ms">https://www.youtube.com/watch?v=w-Zu57RY6ms</a></p>	<p>Table. Watch the video and sing the song.</p> <p><a href="https://www.youtube.com/watch?v=2KyDZ7f1RfE">https://www.youtube.com/watch?v=2KyDZ7f1RfE</a></p> <p>Practise counting in 5's Clap them at the same time.</p> <p><b>What is 8 x 5?</b></p> <p><b>Go on Times Table Rock Stars</b></p> <p>Re watch yesterday's video 'Sharing and grouping' and the 2 videos below from last week on 'Making Halves' and 'Making Quarters' and/or go <b>online</b> to Maths No Problem to <b>Text Book 1B Chapter 14 page 66</b> using your password.</p> <p><a href="https://www.youtube.com/watch?v=0b4beyJ4oG4">https://www.youtube.com/watch?v=0b4beyJ4oG4</a></p>	<p>Table. Watch the video and sing the song.</p> <p><a href="https://www.youtube.com/watch?v=3yf3xgE8wMc">https://www.youtube.com/watch?v=3yf3xgE8wMc</a></p> <p>Practise counting in 2's Clap them at the same time.</p> <p><b>What is 9 x 2?</b></p> <p><b>Go on Times Table Rock Stars</b></p> <p>Watch YouTube video on 'Numbers to 100'</p> <p><a href="https://www.youtube.com/watch?v=uYRTtwZGwj8">https://www.youtube.com/watch?v=uYRTtwZGwj8</a></p> <p><a href="https://www.youtube.com/watch?v=UQeKsIDCos4">https://www.youtube.com/watch?v=UQeKsIDCos4</a></p> <p>and/or go online to Maths No Problem <b>Text Book 1B Chapter 15 page 68-71</b> using your password.</p> <p><b>Complete the Maths</b></p>	<p><a href="https://www.youtube.com/watch?v=VIVJhAlruCc">https://www.youtube.com/watch?v=VIVJhAlruCc</a></p> <p>Practise counting in 10's Clap them at the same time.</p> <p><b>What is 9 x 10 = ?</b></p> <p><b>Go on Times Table Rock Stars</b></p> <p>Watch YouTube video on 'Finding Tens and Ones' and/ or go online to Maths No Problem to <b>Text Book 1B Chapter 15 pages 72-73</b> using your password.</p> <p><a href="https://www.youtube.com/watch?v=Hwr4gEHepOo">https://www.youtube.com/watch?v=Hwr4gEHepOo</a></p> <p>and</p> <p><a href="https://www.youtube.com/watch?v=T5Qf0qSSJFI">https://www.youtube.com/watch?v=T5Qf0qSSJFI</a></p> <p><b>Complete Maths No Problem pages 80-83</b></p>
--	---	---	--	---

<p>or Complete an activity from the Maths Home Activity Book</p>	<p><b>Complete Maths No Problem pages 71-73 in <u>Work Book</u>.</b> or Complete an activity from the Maths Home Activity Book</p>	<p><a href="https://www.youtube.com/watch?v=ZLxbPQRlyjw">https://www.youtube.com/watch?v=ZLxbPQRlyjw</a></p> <p><b>Complete Maths No Problem pages 73 (Mind Workout) and pages 74-76(Review) in <u>Work Book</u>.</b> or Complete an activity from the Maths Home Activity Book</p>	<p><b>No Problem pages 77-79 in <u>Work Book</u>.</b> or Complete an activity from the Maths Home Activity Book</p>	<p>in <b><u>Work Book</u></b>. or Complete an activity from the Maths Home Activity Book</p>
<p><b>. Reading</b> Read your reading book and discuss with an adult. <b>Pick one:</b> Complete the activity on Reading Eggs <b>Lesson 70 - Review</b> or Complete an activity on the reading journal</p>	<p><b>. Reading</b> Read your reading book and discuss with an adult. <b>Pick one:</b> Complete activity an <b>Reading Eggs</b>. <b>Lesson 71-</b> the word 'come' or Complete an activity from the reading journal activities</p>	<p><b>Reading</b> Read your reading book and discuss with an adult. <b>Pick one:</b> Complete the activity on Reading Eggs <b>Lesson 72</b> – the sound 'ed' or Complete an activity on the reading journal</p>	<p><b>. Reading</b> Read your reading book and discuss with an adult. <b>Pick one:</b> Complete the activity on Reading Eggs <b>Lesson 73-</b> the sound 'et' or Complete an activity on the reading journal.</p>	<p><b>Reading</b> Read your reading book and discuss with an adult. <b>Pick one:</b> Complete the activity on Reading Eggs <b>Lesson 74</b> – the sound 'eg' or Complete an activity on the reading journal</p>








<p><b>Phonics</b></p> <p>Go online to daily <b>Read,Write Inc</b> Live Lesson Phonics at Home on their YouTube channel.  <a href="https://www.ruthmiskin.com/en/find-out-more/parents/">https://www.ruthmiskin.com/en/find-out-more/parents/</a>  <b>Set 2 sounds 10 am</b>  <b>Set 3 sounds 10.30 am</b></p> <p>Each lesson is available for 24 hours.  Or visit the play list and pick a video at your convenience  <a href="https://www.youtube.com/channel/UCo7fbLgY2oA_cFCIg9GdxtQ/playlists">https://www.youtube.com/channel/UCo7fbLgY2oA_cFCIg9GdxtQ/playlists</a></p> <p>Or</p> <p>Complete an activity in your phonics pack.</p> <p><b>Spellings</b>  today your once  says ask Tuesday</p>	<p><b>Phonics</b></p> <p>Go online to daily <b>Read,Write Inc</b> Lesson Phonics at Home .  <b>Set 2 sounds 10 am</b>  <b>Set 3 sounds 10.30 am</b></p> <p>See link below  <a href="https://www.ruthmiskin.com/en/find-out-more/parents/">https://www.ruthmiskin.com/en/find-out-more/parents/</a></p> <p>Each lesson is available for 24 hours  Or visit the play list and pick a video at your convenience  <a href="https://www.youtube.com/channel/UCo7fbLgY2oA_cFCIg9GdxtQ/playlists">https://www.youtube.com/channel/UCo7fbLgY2oA_cFCIg9GdxtQ/playlists</a></p> <p>Or</p> <p>Complete an activity in your phonics pack.</p> <p><b>Spellings</b>  today your once  says ask Tuesday</p>	<p><b>Phonics</b></p> <p>Go online to daily <b>Read,Write Inc</b> Lesson Phonics at Home  <b>Set 2 sounds 10 am</b>  <b>Set 3 sounds 10.30 am</b></p> <p>See link below  <a href="https://www.ruthmiskin.com/en/find-out-more/parents/">https://www.ruthmiskin.com/en/find-out-more/parents/</a></p> <p>Each lesson is available for 24 hours  Or visit the play list and pick a video at your convenience  <a href="https://www.youtube.com/channel/UCo7fbLgY2oA_cFCIg9GdxtQ/playlists">https://www.youtube.com/channel/UCo7fbLgY2oA_cFCIg9GdxtQ/playlists</a></p> <p>Or</p> <p>Complete an activity in your phonics pack.</p> <p><b>Spellings</b>  today your once  says ask Tuesday</p>	<p><b>Phonics</b></p> <p>Go online to daily <b>Read,Write Inc</b> Lesson Phonics at Home  <b>Set 2 sounds 10 am</b>  <b>Set 3 sounds 10.30 am</b></p> <p>See link below  <a href="https://www.ruthmiskin.com/en/find-out-more/parents/">https://www.ruthmiskin.com/en/find-out-more/parents/</a></p> <p>Each lesson is available for 24 hours  Or visit the play list and pick a video at your convenience  <a href="https://www.youtube.com/channel/UCo7fbLgY2oA_cFCIg9GdxtQ/playlists">https://www.youtube.com/channel/UCo7fbLgY2oA_cFCIg9GdxtQ/playlists</a></p> <p>Or</p> <p>Complete an activity in your phonics pack.</p> <p><b>Spellings</b>  today your once  says ask Tuesday</p>	<p><b>Phonics</b></p> <p>Go online to daily <b>Read,Write Inc</b> Lesson Phonics at Home  <b>Set 2 sounds 10 am</b>  <b>Set 3 sounds 10.30 am</b></p> <p>See link below  <a href="https://www.ruthmiskin.com/en/find-out-more/parents/">https://www.ruthmiskin.com/en/find-out-more/parents/</a></p> <p>Each lesson is available for 24 hours  Or visit the play list and pick a video at your convenience  <a href="https://www.youtube.com/channel/UCo7fbLgY2oA_cFCIg9GdxtQ/playlists">https://www.youtube.com/channel/UCo7fbLgY2oA_cFCIg9GdxtQ/playlists</a></p> <p>Or</p> <p>Complete an activity in your phonics pack.</p> <p><b>Spellings</b>  today your once  says ask Tuesday</p>
--	--	--	--	--

<p><b>Writing</b></p> <p><a href="https://www.youtube.com/watch?v=ELbcakxFvfc">https://www.youtube.com/watch?v=ELbcakxFvfc</a></p> <p>Read Hansel and Gretel and/or watch it using the link above.</p> <p>Create a story map including key words from the story.</p> 	<p><b>Writing</b></p>  <p>See <a href="https://www.youtube.com/watch?v=ELbcakxFvfc">https://www.youtube.com/watch?v=ELbcakxFvfc</a></p> <p>Read Hansel and Gretel and/ or watch it using the link above.</p> <p>Using your story map from yesterday to write a <b>plan</b> to retell the story. <b>Challenge:</b> Add an <b>adjective</b> to each sentence in your plan</p> <p>See link below about adjectives.</p>	<p><b>Writing</b></p> <p><a href="https://www.youtube.com/watch?v=ELbcakxFvfc">https://www.youtube.com/watch?v=ELbcakxFvfc</a></p> <p>Read Hansel and Gretel and/or watch it using the link</p>  <p>Write the beginning of the story. Stop at the part where they get to the house in the woods. Describe the candy covered house using noun phrases. Watch the link below to remind you what a noun is.</p> <p><a href="https://www.youtube.com/watch?v=c292_2_W-hc">https://www.youtube.com/watch?v=c292_2_W-hc</a></p>	<p><b>Writing</b></p> <p><a href="https://www.youtube.com/watch?v=ELbcakxFvfc">https://www.youtube.com/watch?v=ELbcakxFvfc</a></p> <p>Read Hansel and Gretel and/or watch it using the link above.</p>  <p>Write the middle part of the story. Don't forget to use capital letters and full stops!</p> <p><b>Grammar</b></p> <p><b>Re watch the video below on inverted commas.</b></p> <p><a href="https://www.youtube.com/watch?v=jFLdsh47Nbc">https://www.youtube.com/watch?v=jFLdsh47Nbc</a></p>	<p><b>Writing</b></p> <p><a href="https://www.youtube.com/watch?v=ELbcakxFvfc">https://www.youtube.com/watch?v=ELbcakxFvfc</a></p> <p>Read Hansel and Gretel and/or watch it using the link above.</p> <p>Write the last part of the story. Think about how Hansel and Gretel felt when they got home.</p> <p>Then edit your writing.</p> <p><b>Challenge:</b></p> <p>Add an <b>exclamation mark</b> in your writing. To remind you about exclamation marks, click on the link.</p> <p><a href="https://www.youtube.com/watch?v=d8zgNFZ7Mxs">https://www.youtube.com/watch?v=d8zgNFZ7Mxs</a></p>
--	--	---	---	--





<p><b>Grammar</b></p> <p><b>Using inverted commas</b> (also known as speech marks and quotation marks)</p> <p>Watch this video learn how to use inverted Commas</p> <p><a href="https://www.youtube.com/watch?v=jFLdsh47Nbc">https://www.youtube.com/watch?v=jFLdsh47Nbc</a></p> <p>Practise writing inverted commas Like last week,, write a different question using <b>'and'</b> in your sentence.</p> <p><b>E.g.</b></p> <p>Can we go to the beach <b>and</b> have ice cream?</p>	<p><a href="https://www.youtube.com/watch?v=QxoDGIPUmyU">https://www.youtube.com/watch?v=QxoDGIPUmyU</a></p> <p><b>Grammar</b></p> <p><b>Using inverted commas</b> (also known as speech marks and quotation marks)</p> <p>Watch this video learn how to use inverted Commas</p> <p><a href="https://www.youtube.com/watch?v=jFLdsh47Nbc">https://www.youtube.com/watch?v=jFLdsh47Nbc</a></p> <p>Practise writing inverted commas</p> <p>“ ”</p>	<p><b>Challenge:</b></p> <p>Use <b>adjectives</b> .Click the link below to remind you what an adjective is.</p> <p><a href="https://www.youtube.com/watch?v=QxoDGIPUmyU">https://www.youtube.com/watch?v=QxoDGIPUmyU</a></p> <p>Use the word <b>'and'</b> to join your sentences.</p> <p><b>Super Challenge:</b></p> <p>Use <b><u>inverted commas</u></b> (speech marks) in your writing. Click on the link below to learn about using inverted commas in your writing.</p> <p><a href="https://www.youtube.com/watch?v=jFLdsh47Nbc">https://www.youtube.com/watch?v=jFLdsh47Nbc</a></p> <p><b>Grammar</b></p> <p><b>Re watch the video on inverted</b></p>		<p><b>Super Challenge:</b></p> <p>Use <b><u>inverted commas</u></b> (speech marks) in your writing. Click on the link below to see what Mr Thorne says about about using inverted commas in your writing.</p> <p><a href="https://www.youtube.com/watch?v=iiinspRKGAY">https://www.youtube.com/watch?v=iiinspRKGAY</a></p> <p><b>Grammar</b></p> <p>Go over inverted commas. The link below will remind you how to use them in your writing.</p> <p><a href="https://www.youtube.com/watch?v=jFLdsh47Nbc">https://www.youtube.com/watch?v=jFLdsh47Nbc</a></p>
---	--	---	---	---

		<b>commas.</b> <a href="https://www.youtube.com/watch?v=jFLdsh47Nbc">https://www.youtube.com/watch?v=jFLdsh47Nbc</a>		
<b>PE</b> <b>Joe Wicks YouTube</b> <a href="https://inews.co.uk/news/education/joe-wicks-youtube-workout-kids-pe-lessons-live-watch-when-time-today-coronavirus-schools-2505733">https://inews.co.uk/news/education/joe-wicks-youtube-workout-kids-pe-lessons-live-watch-when-time-today-coronavirus-schools-2505733</a> Or try some yoga with Cosmic Kids Yoga  <a href="https://www.youtube.com/watch?v=TY8xx7c6_z0">https://www.youtube.com/watch?v=TY8xx7c6_z0</a>	<b>PE</b> <a href="https://inews.co.uk/news/education/joe-wicks-youtube-workout-kids-pe-lessons-live-watch-when-time-today-coronavirus-schools-2505733">https://inews.co.uk/news/education/joe-wicks-youtube-workout-kids-pe-lessons-live-watch-when-time-today-coronavirus-schools-2505733</a> Or try some yoga with Cosmic Kids Yoga  <a href="https://www.youtube.com/watch?v=T_0P5grVoyg">https://www.youtube.com/watch?v=T_0P5grVoyg</a>	<b>PE</b> <a href="https://inews.co.uk/news/education/joe-wicks-youtube-workout-kids-pe-lessons-live-watch-when-time-today-coronavirus-schools-2505733">https://inews.co.uk/news/education/joe-wicks-youtube-workout-kids-pe-lessons-live-watch-when-time-today-coronavirus-schools-2505733</a> Or try some yoga with Cosmic Kids Yoga  <a href="https://www.youtube.com/watch?v=U9Q6FKF12Qs">https://www.youtube.com/watch?v=U9Q6FKF12Qs</a>	<b>PE</b> <a href="https://inews.co.uk/news/education/joe-wicks-youtube-workout-kids-pe-lessons-live-watch-when-time-today-coronavirus-schools-2505733">https://inews.co.uk/news/education/joe-wicks-youtube-workout-kids-pe-lessons-live-watch-when-time-today-coronavirus-schools-2505733</a> Or try some yoga with Cosmic Kids Yoga  <a href="https://www.youtube.com/watch?v=7NWzS2xziI4">https://www.youtube.com/watch?v=7NWzS2xziI4</a>	<b>PE</b> <a href="https://inews.co.uk/news/education/joe-wicks-youtube-workout-kids-pe-lessons-live-watch-when-time-today-coronavirus-schools-2505733">https://inews.co.uk/news/education/joe-wicks-youtube-workout-kids-pe-lessons-live-watch-when-time-today-coronavirus-schools-2505733</a> Or try some yoga with Cosmic Kids Yoga <a href="https://www.youtube.com/watch?v=wVhHPtrrSGE">https://www.youtube.com/watch?v=wVhHPtrrSGE</a>
<b>Science</b> <b>Plants and Trees – Similarities</b> <b>Watch the video</b> <a href="https://www.youtube.com/watch?v=etUDbosity1ik">https://www.youtube.com/watch?v=etUDbosity1ik</a>	<b>Computing</b> <b>Classroom – Online Messaging/Sharing</b> <b>Watch the video</b> <a href="https://www.youtube.com/watch?v=X9Htg8V3eik">https://www.youtube.com/watch?v=X9Htg8V3eik</a>	<b>RE</b> Read or watch the story of the Resurrection. <a href="https://www.youtube.com/watch?v=MdFlme-zSz4">https://www.youtube.com/watch?v=MdFlme-zSz4</a>	<b>Art</b> Draw a bird's nest with eggs.  <b>Watch the video with</b>	<b>PSHE</b> What makes a good friend? <b>Watch the video then write a list of what</b>



<p>Then</p> <p>Complete the set activity on Education City</p> <p><b>Classroom – Plants and Trees: Similarities and Differences</b></p> <p>Or</p> <p>Complete an activity from the Practical Home Learning Pack</p> 	<p>Then</p> <p>Complete the set activity on Education City</p> <p><b>Classroom – Online Messaging and Sharing Details</b></p> <p>Or</p> <p>Complete an activity from the Practical Home Learning Pack</p> 	 <p>Create a cartoon strip ( see below as example) putting the Resurrection story in the right order.</p> <table border="1" data-bbox="940 920 1290 1018"><tr><td></td><td></td><td></td></tr><tr><td></td><td></td><td></td></tr></table>							<p>step by step instructions.</p> <p><a href="https://www.youtube.com/watch?v=EdJwrkJXhAA">https://www.youtube.com/watch?v=EdJwrkJXhAA</a></p> <p>Or use these pictures to help you</p>   	<p>makes a good friend.</p> <p><a href="https://www.youtube.com/watch?v=avHdx18pi_U">https://www.youtube.com/watch?v=avHdx18pi_U</a></p> 
<p><b>DT</b></p> <p>Make your own puppet using a sock. Watch the video to help you.</p>	<p><b>Music</b></p> <p><b>The Beat is the Heart of Music.</b></p> <p>Watch the video below and join in.</p>	<p><b>Geography</b></p> <p><b>Watch the video</b></p> <p><a href="https://www.bbc.co.uk/iplayer/episode/b06mz86n/go-jettlers-series-1-3-stonehenge-england">https://www.bbc.co.uk/iplayer/episode/b06mz86n/go-jettlers-series-1-3-stonehenge-england</a></p>	<p><b>History</b></p> <p><b>Toys of the Past</b></p> <p>Watch the video</p> <p><a href="https://www.youtube.com/watch?v=paqUdw9_xVw">https://www.youtube.com/watch?v=paqUdw9_xVw</a></p>							



<a href="https://www.youtube.com/watch?v=0VTrfFs2EXc">https://www.youtube.com/watch?v=0VTrfFs2EXc</a> 	<a href="https://www.youtube.com/watch?v=0kaX2l413p8">https://www.youtube.com/watch?v=0kaX2l413p8</a> 	<p>Write down 3 facts about Stonehenge and draw a picture.</p> 	<p>Are there any games or toys in the video that you play with? Draw them.</p> 	<p><b>Keep Smiling!</b></p>
--	--	---	--	-----------------------------

Websites referred to above: <https://mathsnoproblem.com/>

[www.mymaths.co.uk](http://www.mymaths.co.uk)

[www.educationcity.com](http://www.educationcity.com)

[www.readingeggs.co.uk](http://www.readingeggs.co.uk)

### Optional Activities

- Complete one of the Practical Home Learning Activities.
- Complete an activity from the reading journal activity sheet.
- Complete an activity from the Maths Home Activity Booklet.
- Complete an activity or play a game on one of the sites below:

<http://www.ictgames.com/>

<http://www.crickweb.co.uk/>

<http://www.reonline.org.uk/>

<http://www.bbc.co.uk/bitesize/ks2/>

<http://www.oxfordowl.co.uk/>

<http://www.primarygames.com/>

<https://www.topmarks.co.uk/>