





Home Learning – Year 1 Week 5 4/5/20 – 7/5/20

Monday	Tuesday	Wednesday	Thursday	Friday
Maths Key Skills $11 + 6 =$ $15 - 5 =$ $7 + 10 =$ $19 - 5 =$ Challenge Key Skills $30 + 10 =$ $33 - 8 =$ Super Challenge $2 \times 5 =$ Use your Times Tables knowledge or draw out an array to help you answer the Super Challenge question. Go over this video to remind you what an array is. https://www.youtube.com/watch?v=HGP4TxCcp_E	Maths Key Skills $6 + 14 =$ $17 - 7 =$ $10 + 5 =$ $20 - 5 =$ Challenge Key Skills $30 + 9 =$ $40 - 9 =$ Super Challenge $3 \times 2 =$ Use your Times Tables knowledge or draw out an array to help you answer the Super Challenge question. Go over this video to remind you what an array is. https://www.youtube.com/watch?v=HGP4TxCcp_E	Maths Key Skills $10 + 10 =$ $19 - 3 =$ $8 + 8 =$ $19 - 7 =$ Challenge Key Skills $29 + 6 =$ $33 - 9 =$ Super Challenge $4 \div 2 =$ Use the grouping or sharing method from Monday and Tuesday's Maths to answer and Super Challenge question using 'grouping'. https://whiterosemaths.com/homelearning/year-1/ then click on Summer	Maths Key Skills $4 + 9 =$ $16 - 7 =$ $13 + 6 =$ $17 - 4 =$ Challenge Key Skills $33 + 7 =$ $27 - 9 =$ Super Challenge $6 \div 2 =$ Use the grouping or sharing method from Monday and Tuesday's Maths to answer the Super Challenge question using 'sharing'. https://whiterosemaths.com/homelearning/year-1/	 Enjoy the Bank Holiday!

<p><u>Times Tables</u> Learn 10 Times Table. Watch the video and learn the song.</p> <p>https://www.youtube.com/watch?v=VIVJhAlruCc</p> <p>Practise counting in 10's. What is 3 x 10?</p> <p>Go on Times Table Rock Stars</p> <p>Watch YouTube video on 'Grouping Equally' or go online to Maths No Problem to <u>Text Book 1B Chapter 13 pages 50-52</u> with your password.</p> <p>https://www.youtube.com/watch?v=3Vcl1CgAQwg</p> <p>Complete Maths No Problem pages 53 -56</p>	<p><u>Times Tables</u> Learn 10 Times Table. Watch the video and learn the song.</p> <p>https://www.youtube.com/watch?v=VIVJhAlruCc</p> <p>Practise counting in 10's What is 5 x 10?</p> <p>Go on Times Table Rock Stars</p> <p>Watch YouTube on 'Sharing Equally' or go online to Maths No Problem to <u>Text Book 1B Chapter 13 pages 53-55</u> with your password.</p> <p>https://www.youtube.com/watch?v=0b4beyJ4oG4</p> <p>Complete Maths No Problem pages 57 -62</p>	<p>term Week 1 <u>Lesson 2 - Make equal groups (grouping)</u></p> <p><u>Times Tables</u> Learn 10 Times Table. Watch the video and learn the song.</p> <p>https://www.youtube.com/watch?v=VIVJhAlruCc</p> <p>Practise counting in 10's What is 7 x 10?</p> <p>Go on Times Table Rock Stars</p> <p>Re watch YouTube video from Monday and Tuesday.</p> <p>https://www.youtube.com/watch?v=3Vcl1CgAQwg</p> <p>https://www.youtube.com/watch?v=0b4beyJ4oG4</p>	<p>then click on Summer Term Week 1 Lesson 3 - Make equal groups (sharing)</p> <p><u>Times Tables</u> Learn 10 Times Table. Watch the video and learn the song.</p> <p>https://www.youtube.com/watch?v=VIVJhAlruCc</p> <p>Practise counting in 10's What is 9 x 10 = ?</p> <p>Go on Times Table Rock Stars</p> <p>Watch YouTube video on 'Making Halves' or go online to Maths No Problem to <u>Text Book 1B Chapter 14 pages 58-59</u> with your password.</p>	
--	--	--	--	--

<p>in <u>Work Book.</u></p> <p>or</p> <p>Complete an activity from the Maths Home Activity Book</p>	<p>in <u>Work Book.</u></p> <p>or</p> <p>Complete an activity from the Maths Home Activity Book</p>	<p>Complete the Mind Workout section on page 62 in <u>Work Book</u> and then pages 63-66 (Review)</p> <p>or</p> <p>Complete an activity from the Maths Home Activity Book</p>	<p>https://www.youtube.com/watch?v=0b4beyJ4oG4</p> <p>Complete Maths No Problem pages 67 -68 in <u>Work Book.</u></p> <p>or</p> <p>Complete an activity from the Maths Home Activity Book</p>	
<p>Reading</p> <p>Read your reading book and discuss with an adult.</p> <p>Pick one:</p> <p>Complete activity an Reading Eggs.</p> <p>Lesson 66- the word 'there'</p> <p>or</p> <p>Complete an activity from the reading journal activities.</p>	<p>Reading</p> <p>Read your reading book and discuss with an adult.</p> <p>Pick one:</p> <p>Complete the activity on Reading Eggs</p> <p>Lesson 67 – the word 'have'</p> <p>or</p> <p>Complete an activity on the reading journal.</p>	<p>Reading</p> <p>Read your reading book and discuss with an adult.</p> <p>Pick one:</p> <p>Complete the activity on Reading Eggs</p> <p>Lesson 68- the word 'they'</p> <p>or</p> <p>Complete an activity on the reading journal.</p>	<p>Reading</p> <p>Read your reading book and discuss with an adult.</p> <p>Pick one:</p> <p>Complete the activity on Reading Eggs</p> <p>Lesson 69 – the word 'do'</p> <p>or</p> <p>Complete an activity on the reading journal.</p>	.
Phonics	Phonics	Phonics	Phonics	

<p>Go online to daily Read,Write Inc Live Lesson Phonics at Home on their YouTube channel. https://www.ruthmiskin.com/en/find-out-more/parents/ Set 2 sounds 10 am Set 3 sounds 10.30 am Each lesson is available for 24 hours. Or visit the play list and pick a video at your convenience https://www.youtube.com/channel/UCo7fbLgY2oA_cFCIg9GdxtQ/playlists Or Complete an activity in your phonics pack.</p> <p>Spellings they house were some said Monday</p>	<p>Go online to daily Read,Write Inc Live Lesson Phonics at Home on their YouTube channel. https://www.ruthmiskin.com/en/find-out-more/parents/ Set 2 sounds 10 am Set 3 sounds 10.30 am Each lesson is available for 24 hours. Or visit the play list and pick a video at your convenience https://www.youtube.com/channel/UCo7fbLgY2oA_cFCIg9GdxtQ/playlists Or Complete an activity in your phonics pack.</p> <p>Spellings they house were some said Monday</p>	<p>Go online to daily Read,Write Inc Live Lesson Phonics at Home on their YouTube channel. https://www.ruthmiskin.com/en/find-out-more/parents/ Set 2 sounds 10 am Set 3 sounds 10.30 am Each lesson is available for 24 hours. Or visit the play list and pick a video at your convenience https://www.youtube.com/channel/UCo7fbLgY2oA_cFCIg9GdxtQ/playlists Or Complete an activity in your phonics pack.</p> <p>Spellings they house were some said Monday</p>	<p>Go online to daily Read,Write Inc Live Lesson Phonics at Home on their YouTube channel. https://www.ruthmiskin.com/en/find-out-more/parents/ Set 2 sounds 10 am Set 3 sounds 10.30 am Each lesson is available for 24 hours. Or visit the play list and pick a video at your convenience https://www.youtube.com/channel/UCo7fbLgY2oA_cFCIg9GdxtQ/playlists Or Complete an activity in your phonics pack.</p> <p>Spellings they house were some said Monday Ask an adult/sibling to test you.</p>	
Writing	Writing	Writing	Writing	



See <https://www.youtube.com/watch?v=ELbcakxFvfc>

Read Hansel and Gretel and/ or watch it using the link above.

Draw a picture of Hansel, Gretel, the forest and the candy covered house. Label your drawing.

Challenge: Add an **adjective** for each picture. See link below about adjectives.

<https://www.youtube.com/watch?v=ELbcakxFvfc>
Read Hansel and Gretel and/or watch it using the link

Write a sentence about each character and use the word **'and'** to join your sentence.



Challenge: Use **adjectives**. Click the link below to remind you.

<https://www.youtube.com/>

<https://www.youtube.com/watch?v=ELbcakxFvfc>
Read Hansel and Gretel and/or watch it using the link above.

Draw a picture of the candy covered house in the woods.



Challenge: Write sentences to describe the house. Use **full** sentences. Don't forget to use **capital**





<https://www.youtube.com/watch?v=ELbcakxFvfc>
Read Hansel and Gretel and/or watch it using the link above.



Draw a cartoon strip of the story.


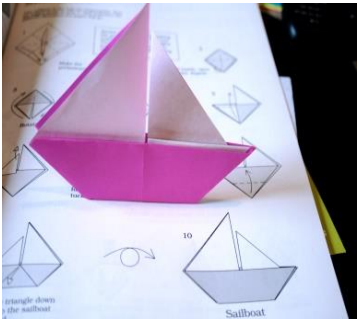




Grammar
Question marks

Watch this link about question marks.

<p>https://www.youtube.com/watch?v=QxoDGIPUmyU</p> <p>Grammar</p> <p>Using question marks.</p> <p>Watch this link about question marks.</p> <p>https://www.youtube.com/watch?v=Wwfhpm1xjF8</p> <p>Practise writing a question mark.</p> <p>  </p>	<p>watch?v=QxoDGIPUmyU</p> <p>Grammar</p> <p>Question marks</p> <p>Write a 'question' sentence remembering to use a question mark at the end.</p> <p>Watch this link about question marks to remind you.</p> <p>https://www.youtube.com/watch?v=Wwfhpm1xjF8</p> <p>  </p>	<p>letters, finger spaces and full stops!</p> <p>Grammar</p> <p>Using question marks.</p> <p>Like yesterday, write another 'question' sentence. Don't forget to use a question mark!</p> <p>Watch this link about question marks to remind you.</p> <p>https://www.youtube.com/watch?v=Wwfhpm1xjF8</p> <p>  </p>	<p>https://www.youtube.com/watch?v=Wwfhpm1xjF8</p> <p>Think of another question using 'and' in your sentence.</p> <p>E.g.</p> <p>Do you like apples and pears?</p> <p>  </p>	
<p>PE</p> <p>Joe Wicks YouTube</p> <p>https://inews.co.uk/news/education/joe-wicks-youtube-</p>	<p>PE</p> <p>https://inews.co.uk/news/education/joe-wicks-youtube-</p>	<p>PE</p> <p>https://inews.co.uk/news/education/joe-wicks-youtube-</p>	<p>PE</p> <p>https://inews.co.uk/news/education/joe-wicks-youtube-</p>	

workout-kids-pe-lessons-live-watch-when-time-today-coronavirus-schools-2505733 Or try some yoga with Cosmic Kids Yoga https://www.youtube.com/watch?v=T_OP5grVoyg	lessons-live-watch-when-time-today-coronavirus-schools-2505733 Or try some yoga with Cosmic Kids Yoga https://www.youtube.com/watch?v=U9Q6FKF12Qs	lessons-live-watch-when-time-today-coronavirus-schools-2505733 Or try some yoga with Cosmic Kids Yoga https://www.youtube.com/watch?v=7NWzS2xziI4	lessons-live-watch-when-time-today-coronavirus-schools-2505733 Or try some yoga with Cosmic Kids Yoga https://www.youtube.com/watch?v=wVhHPtrrSGE	
Science Parts of a Plant Watch this video https://www.bbc.co.uk/teach/class-clips-video/science-ks1-ks2-ivys-plant-workshop-parts-of-a-plant/zvdkpg8 Then Complete the set activity on Education City Classroom – Parts of a Plant	Computing Complete the set activity on Education City Classroom – Using Secure Passwords or Complete an activity from the Practical Home Learning Pack	RE Watch the story of the resurrection. https://www.youtube.com/watch?v=MdFlme-zSz4  What does the angel say to Mary Magdalene and the other Mary?	Art Butterfly Symmetry  Take a piece of paper and splodge paint on one half. Fold the paper in half so the paint spreads on both sides. Carefully open it up to reveal a beautiful butterfly.	

 or Complete an activity from the Practical Home Learning Pack		Write one or two sentences describing this part of the story.		
DT Design and make a paper boat. See if it floats. 	Music A Guide to Rhythm Reading. Watch the video and join in. https://www.youtube.com/watch?v=vRSJijhRIOs 	Geography Watch the video https://www.bbc.co.uk/iplayer/episode/b06mz7g7/go-jettters-series-1-2-the-pyramids-of-giza-egypt Write down 3 facts. Draw a picture of the pyramids in Egypt. 	History Watch this video https://www.youtube.com/watch?v=P7Gp7PUOftA Draw a picture of Cleopatra. 	

Websites referred to above:

www.mymaths.co.uk

www.educationcity.com

www.readingeggs.co.uk

<https://mathsnoproblem.com/>

Optional Activities

- Complete one of the Practical Home Learning Activities.
- Complete an activity from the reading journal activity sheet.
- Complete an activity from the Maths Home Activity Booklet.
- Complete an activity or play a game on one of the sites below:

<http://www.ictgames.com/>

<http://www.crickweb.co.uk/>

<http://www.reonline.org.uk/>

<http://www.bbc.co.uk/bitesize/ks2/>

<http://www.oxfordowl.co.uk/>

<http://www.primarygames.com/>

<https://www.topmarks.co.uk/>