











## Home Learning – Year 1 Week 3

Monday	Tuesday	Wednesday	Thursday	Friday
<b>Maths</b> <b>Key Skills</b> $12 + 7 =$ $14 - 6 =$ $3 + 10 =$ $15 - 5 =$ <b>Challenge Key Skills</b> $31 + 9 =$ $32 - 7 =$ $27 + 13 =$ $30 - 15 =$	<b>Maths</b> <b>Key Skills</b> $9 + 12 =$ $12 - 9 =$ $16 + 5 =$ $17 - 4 =$ <b>Challenge Key Skills</b> $29 + 9 =$ $29 - 9 =$ $33 + 5 =$ $40 - 10 =$	<b>Maths</b> <b>Key Skills</b> $10 + 7 =$ $17 - 3 =$ $6 + 9 =$ $20 - 3 =$ <b>Challenge Key Skills</b> $34 + 6 =$ $36 - 7 =$ $19 + 9 =$ $23 - 11 =$	<b>Maths</b> <b>Key Skills</b> $3 + 8 =$ $17 - 7 =$ $12 + 5 =$ $13 - 6 =$ <b>Challenge Key Skills</b> $31 + 7 =$ $26 - 8 =$ $23 + 12 =$ $35 - 10 =$	<b>Maths</b> <b>Key Skills</b> $15 + 5 =$ $12 - 6 =$ $13 + 7 =$ $11 - 8 =$ <b>Challenge Key Skills</b> $21 + 11 =$ $23 - 10 =$ $22 + 9 =$ $39 - 12 =$
<b>Times tables</b> <a href="https://www.youtube.com/watch?v=3yf3xgE8wMc">https://www.youtube.com/watch?v=3yf3xgE8wMc</a> Learn 2s times table. Watch the video and learn the song. <b>What is <math>3 \times 2 = ?</math></b>	<b>Times tables</b> <a href="https://www.youtube.com/watch?v=3yf3xgE8wMc">https://www.youtube.com/watch?v=3yf3xgE8wMc</a> Learn 2s times table. Watch the video and learn the song. <b>What is <math>5 \times 2 = ?</math></b>	<b>Times tables</b> <a href="https://www.youtube.com/watch?v=3yf3xgE8wMc">https://www.youtube.com/watch?v=3yf3xgE8wMc</a> Learn 2s times table. Watch the video and learn the song. <b>What is <math>4 \times 2 = ?</math></b>	<b>Times tables</b> <a href="https://www.youtube.com/watch?v=3yf3xgE8wMc">https://www.youtube.com/watch?v=3yf3xgE8wMc</a> Learn 2s times table. Watch the video and learn the song. <b>What is <math>6 \times 2 = ?</math></b>	<b>Times tables</b> <a href="https://www.youtube.com/watch?v=3yf3xgE8wMc">https://www.youtube.com/watch?v=3yf3xgE8wMc</a> Learn 2s times table. Watch the video and learn the song. <b>Ask a parent/sibling to test you.</b>
<b>Go on Times Table Rock Star</b>	<b>Go on Times Table Rock Star</b>	<b>Go on Times Table Rock Star</b>	<b>Go on Times Table Rock Star</b>	<b>Go on Times Table Rock Star</b>

<p><b>Watch YouTube video</b>  <a href="https://www.khanacademy.org/math/early-math/cc-early-math-add-sub-20/cc-early-math-word-problems-within-20/v/sea-monsters-and-superheroes">https://www.khanacademy.org/math/early-math/cc-early-math-add-sub-20/cc-early-math-word-problems-within-20/v/sea-monsters-and-superheroes</a></p> <p><b>Complete Maths No Problem pages 29-30</b>          (Solving Word Problems)</p> <p><b>Pick one:</b>          Complete the activity set on My Maths  <b>Comparing Length</b>          or          Complete an activity from the Maths Home Activity Book</p>	<p><b>Watch YouTube video</b>  <a href="https://www.youtube.com/watch?v=14GIGSO6H7Y">https://www.youtube.com/watch?v=14GIGSO6H7Y</a></p> <p><b>Complete Maths No Problem pages 31-32</b>          (Solving Word Problems)</p> <p><b>Pick one:</b>          Complete the activity set on My Maths  <b>Comparing Mass</b>          or          Complete an activity from the Maths Home Activity Book</p> 	<p><b>Watch YouTube video</b>  <a href="https://www.youtube.com/watch?v=G8w9I5w4_Uc">https://www.youtube.com/watch?v=G8w9I5w4_Uc</a></p> <p><b>Complete Maths No Problem pages 33-34</b>          (Solving Word Problems)</p> <p><b>Pick one:</b>          Complete the activity set on My Maths  <b>Comparing Capacity</b>          or          Complete an activity from the Maths Home Activity Book</p> 	<p><b>Watch YouTube video</b>  <a href="https://www.youtube.com/watch?v=aNm9Y76MJWU">https://www.youtube.com/watch?v=aNm9Y76MJWU</a></p> <p><b>Complete Maths No Problem pages 35-36</b>          (Solving Word Problems - Mind Workout and Review)</p> <p><b>Pick one:</b>          Complete the activity set on My Maths  <b>Understanding Time</b>          or          Complete an activity from the Maths Home Activity Book</p>	<p><b>Watch YouTube video</b>  <a href="https://www.youtube.com/watch?v=450YCFK4Df4">https://www.youtube.com/watch?v=450YCFK4Df4</a>          and then follow the chrome link            400881284.html</p> <p><b>Complete Maths No Problem pages 37-38</b>          (Multiplication Making Equal Groups)</p> <p><b>Pick one:</b>          Complete the activity set on My Maths  <b>Starting to Tell the Time</b> or          Complete an activity from the Maths Home Activity Book</p>
<p><b>Reading</b>          Read your reading book and discuss with an adult.  <b>Pick one:</b></p>	<p><b>Reading</b>          Read your reading book and discuss with an adult.  <b>Pick one:</b></p>	<p><b>Reading</b>          Read your reading book and discuss with an adult.  <b>Pick one:</b></p>	<p><b>Reading</b>          Read your reading book and discuss with an adult.  <b>Pick one:</b></p>	<p><b>Reading</b>          Read your reading book and discuss with an adult.  <b>Pick one:</b></p>

<p>Complete the activity on Reading Eggs <b>Lesson 56 –the word ‘are’</b> or Complete an activity from the reading journal activities.</p>	<p>Complete the activity on Reading Eggs <b>Lesson 57- the words ‘his’ and “her”</b> or Complete an activity on the reading journal.</p>	<p>Complete the activity on Reading Eggs <b>Lesson 58 – the sound ‘ock’</b> or Complete an activity on the reading journal.</p>	<p>Complete the activity on Reading Eggs <b>Lesson 59 – the sound ‘od’</b> or Complete an activity on the reading journal.</p>	<p>Complete the activity on Reading Eggs <b>Lesson 60- Review</b> or Complete an activity on the reading journal.</p>
<p><b>Phonics/Spellings</b> Complete the activity on Reading Eggs – Eggspress Spellings <b>Lesson 28 – ‘ew’ and ‘ue’</b> Or Complete an activity in your phonics pack.</p>	<p><b>Phonics/Spellings</b> Complete the activity on Reading Eggs Eggspress Spellings <b>Lesson 29 - ‘wh’ and ‘ph’</b> Or Complete an activity in your phonics pack.</p>	<p><b>Phonics/Spellings</b> Complete the activity on Reading Eggs Eggspress Spellings <b>Lesson 30 –‘en’ and ‘on’</b> Or Complete an activity in your phonics pack.</p>	<p><b>Phonics/Spellings</b> Complete the activity on Reading Eggs Eggspress Spellings <b>Lesson 31 – ‘ie’ and ‘igh’</b> Or Complete an activity in your phonics pack.</p>	<p><b>Phonics/Spellings</b> Complete the activity on Reading Eggs Eggspress Spellings <b>Lesson 32 –suffixes: ‘er’ and ‘est’</b> Or Complete an activity in your phonics pack.</p>
<p><b>Writing</b> <a href="https://www.youtube.com/watch?v=W5rxflRgXRE">https://www.youtube.com/watch?v=W5rxflRgXRE</a> Watch or read Jack and the Beanstalk. Draw a picture of Jack, the giant, the</p>	<p><b>Writing</b> Watch or read Jack and the Beanstalk. Write a sentence about each character. Challenge: Use adjectives.</p>	<p><b>Writing</b> Watch or read Jack and the Beanstalk. Draw a picture of the giant’s house. Challenge: Write sentences to describe</p>	<p><b>Writing</b> Watch or read Jack and the Beanstalk. Draw a cartoon strip of the story.</p>	<p><b>Writing</b> Watch or read Jack and the Beanstalk. Create a story map including key words from the story.</p>

<p>beanstalk and other characters in the story and label them. Challenge: Add an <u>adjective</u> for each character.</p>  <p><b>Grammar</b> <b>Joining clauses using 'and'.</b> Use the word 'and' in a sentence. E.g. I like reading <b>and</b> drawing.</p>	 <p><b>Grammar</b> <b>Joining clauses using 'and'.</b> Write a different sentence using 'and'.</p>	<p>the house. Use full sentences. <b>Grammar</b> <b>Joining clauses using 'and'.</b> Write a sentence using 'and'. Use adjectives (describing words) in your sentence.  <b>Watch this link about adjectives.</b>  <a href="https://www.youtube.com/watch?v=QxoDGIPUmyU">https://www.youtube.com/watch?v=QxoDGIPUmyU</a></p>	 <p><b>Grammar</b> <b>Joining clauses using 'and'.</b> Write a sentence using 'and'. Use adjectives and verbs (action/doing) in your sentence. <b>Watch this link about verbs.</b> <a href="https://www.youtube.com/watch?v=j3EYciNco58">https://www.youtube.com/watch?v=j3EYciNco58</a></p>	<p><b>Grammar</b> <b>Joining clauses using 'and'.</b> Write a sentence using 'and'. Use adjectives and verbs and then edit your work. Check you have used capital letters, full stops and finger spaces.</p>
<p><b>PE</b> <b>Jo Wicks</b> <a href="https://inews.co.uk/news/education/joe-wicks-youtube-workout-kids-pe-lessons-live-watch-when-time-today-coronavirus-schools-2505733">https://inews.co.uk/news/education/joe-wicks-youtube-workout-kids-pe-lessons-live-watch-when-time-today-coronavirus-schools-2505733</a></p>	<p><b>PE</b> <a href="https://inews.co.uk/news/education/joe-wicks-youtube-workout-kids-pe-lessons-live-watch-when-time-today-coronavirus-schools-2505733">https://inews.co.uk/news/education/joe-wicks-youtube-workout-kids-pe-lessons-live-watch-when-time-today-coronavirus-schools-2505733</a></p>	<p><b>PE</b> <a href="https://inews.co.uk/news/education/joe-wicks-youtube-workout-kids-pe-lessons-live-watch-when-time-today-coronavirus-schools-2505733">https://inews.co.uk/news/education/joe-wicks-youtube-workout-kids-pe-lessons-live-watch-when-time-today-coronavirus-schools-2505733</a></p>	<p><b>PE</b> <a href="https://inews.co.uk/news/education/joe-wicks-youtube-workout-kids-pe-lessons-live-watch-when-time-today-coronavirus-schools-2505733">https://inews.co.uk/news/education/joe-wicks-youtube-workout-kids-pe-lessons-live-watch-when-time-today-coronavirus-schools-2505733</a></p>	<p><b>PE</b> <a href="https://inews.co.uk/news/education/joe-wicks-youtube-workout-kids-pe-lessons-live-watch-when-time-today-coronavirus-schools-2505733">https://inews.co.uk/news/education/joe-wicks-youtube-workout-kids-pe-lessons-live-watch-when-time-today-coronavirus-schools-2505733</a></p>

<p><b>2505733</b></p> <p><b>Science</b> Complete the set activity on Education City <b>Classroom- Seasons</b> or Complete an activity from the Practical Home Learning Pack</p>	<p><b>Computing</b> Complete the set activity on Education City <b>Classroom – parts of a computer and internet safety</b> or Complete an activity from the Practical Home Learning Pack</p>	<p><b>RE</b> <b>Watch the story of the resurrection.</b> <a href="https://www.youtube.com/watch?v=MdFlme-zSz4">https://www.youtube.com/watch?v=MdFlme-zSz4</a>  Draw a picture of the resurrection story.</p> 	<p><b>Art</b> <b>Draw some flowers and pop it in your window.</b> <b>Week 3 Flowers</b> <b>This will change each week</b></p> 	<p><b>PSHE</b> Play a board game with your sibling/parent. Learn to take turns nicely. Say please and thank you.</p> 
<p><b>DT</b> Make a den out of pillows and blankets. Draw a plan first.</p> 	<p><b>Music</b> Watch the video <a href="https://www.bbc.co.uk/teach/class-clips-video/music--science-ks2-how-drums-make-sound/z6wc8xs">https://www.bbc.co.uk/teach/class-clips-video/music--science-ks2-how-drums-make-sound/z6wc8xs</a> Using everyday objects like pans and tins to make sounds. What do you notice?</p>	<p><b>Geography</b> <a href="https://www.youtube.com/watch?v=ncqDJW4EhmE">https://www.youtube.com/watch?v=ncqDJW4EhmE</a> Watch the video. Challenge: Write down the 4 countries that make up the U.K.</p> 	<p><b>History</b> Watch an episode of CBBC Horrible Histories.  <a href="https://www.bbc.co.uk/iplayer/episode/b01g9c09/horrible-histories-series-4-episode-1">https://www.bbc.co.uk/iplayer/episode/b01g9c09/horrible-histories-series-4-episode-1</a>  Discuss this with a parent/sibling or role play.</p>	<p><b>Have a good week!</b></p>

**Websites referred to above:**

[www.mymaths.co.uk](http://www.mymaths.co.uk)

[www.educationcity.com](http://www.educationcity.com)

[www.readingeggs.co.uk](http://www.readingeggs.co.uk)

### **Optional Activities**

- Complete one of the Practical Home Learning Activities.
- Complete an activity from the reading journal activity sheet.
- Complete an activity from the Maths Home Activity Booklet.
- Complete an activity or play a game on one of the sites below:

<http://www.ictgames.com/>

<http://www.crickweb.co.uk/>

<http://www.reonline.org.uk/>

<http://www.bbc.co.uk/bitesize/ks2/>

<http://www.oxfordowl.co.uk/>

<http://www.primarygames.com/>

<https://www.topmarks.co.uk/>